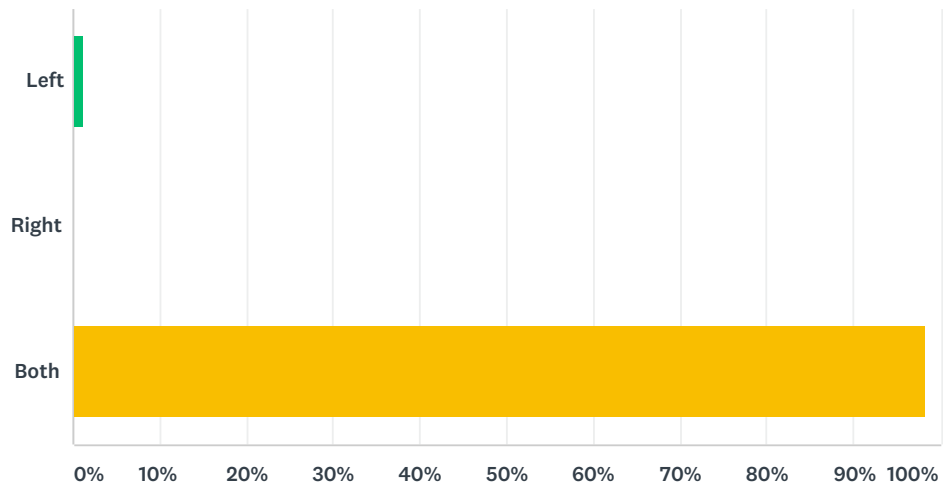


# Q1 The goal of this test is to determine which eye(s) are affected by visual snow. Which eye exhibits visual snow?

Answered: 368 Skipped: 0

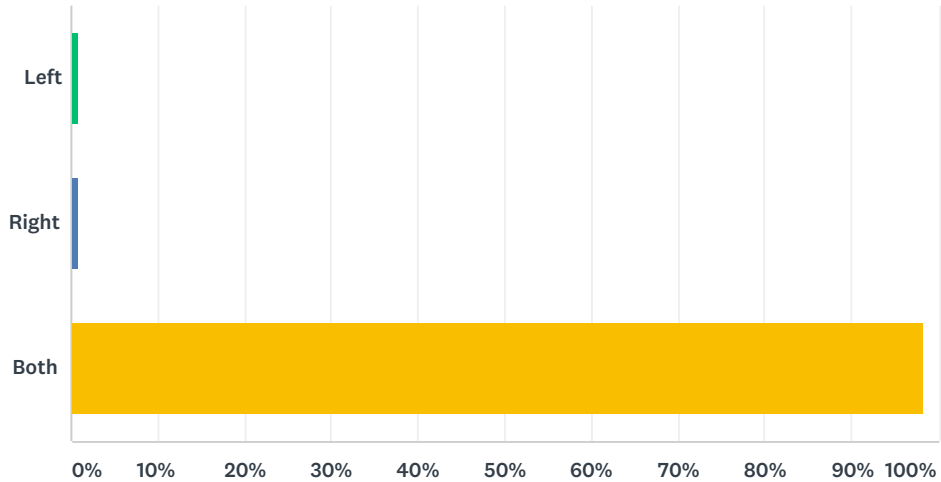


ANSWER CHOICES	RESPONSES
Left (1)	1.36% 5
Right (2)	0.27% 1
Both (3)	98.37% 362
TOTAL	368

BASIC STATISTICS				
Minimum	Maximum	Median	Mean	Standard Deviation
1.00	3.00	3.00	2.97	0.24

**Q2 The goal of this test is to determine which field of view, left or right half, of your vision exhibits visual snow. Using the eye(s) selected above, Which half of the visual field exhibits visual snow?**

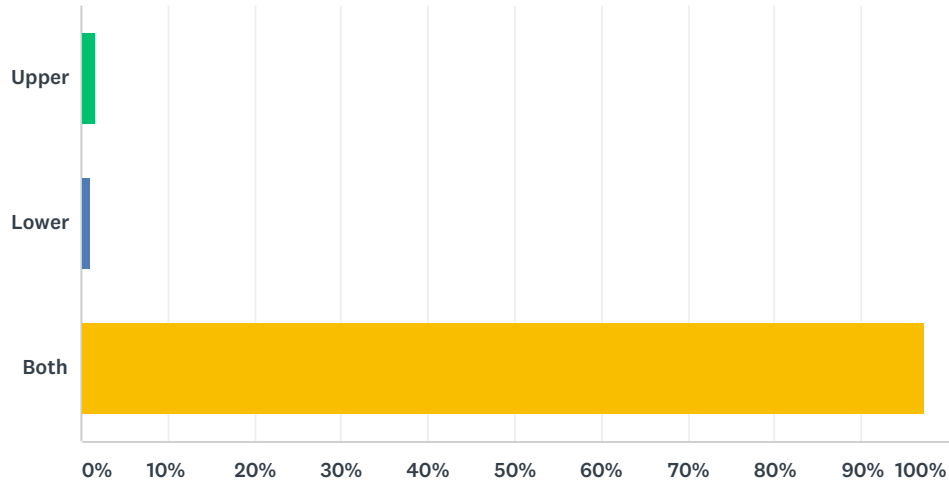
Answered: 368 Skipped: 0



ANSWER CHOICES	RESPONSES	
Left	0.82%	3
Right	0.82%	3
Both	98.37%	362
TOTAL		368

Q3 The goal of this test is to determine whether the upper or lower field of view of vision exhibits visual snow. Using the eye(s) selected above, Is the snow limited to the upper or lower half of the visual field?

Answered: 368 Skipped: 0

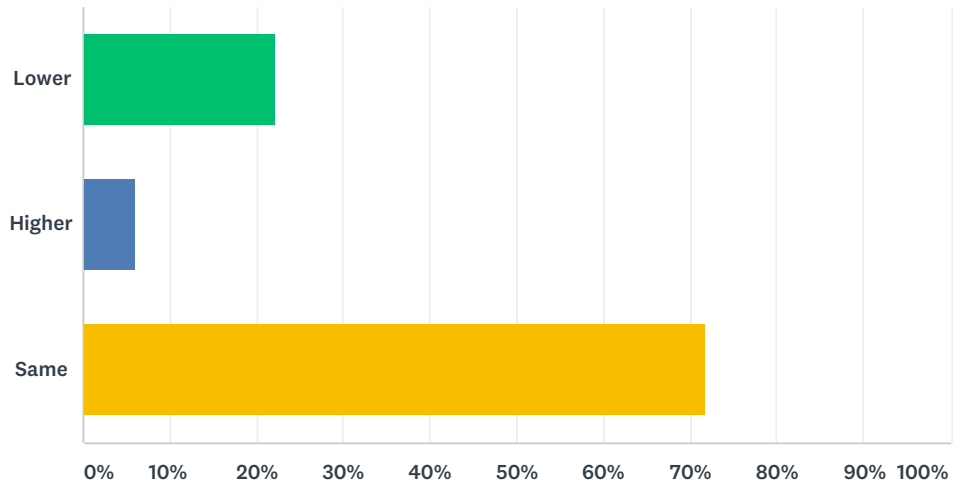


ANSWER CHOICES	RESPONSES
Upper (1)	1.63% 6
Lower (2)	1.09% 4
Both (3)	97.28% 358
TOTAL	368

BASIC STATISTICS				
Minimum	Maximum	Median	Mean	Standard Deviation
1.00	3.00	3.00	2.96	0.27

## Q4 Is the density of snow different within the small circle compared to the big circle?

Answered: 198 Skipped: 170

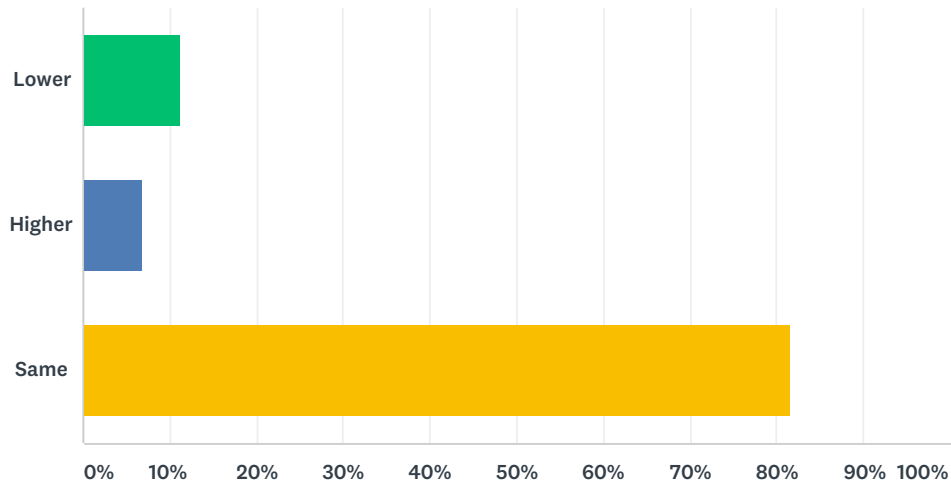


ANSWER CHOICES	RESPONSES	
Lower (1)	22.22%	44
Higher (2)	6.06%	12
Same (3)	71.72%	142
<b>TOTAL</b>		<b>198</b>

BASIC STATISTICS				
Minimum	Maximum	Median	Mean	Standard Deviation
1.00	3.00	3.00	2.49	0.83

**Q5 While continuing to fixate on the center of the small circle at the same distance, do you see any difference between the snow density inside the big circle compared to outside of it?**

Answered: 202 Skipped: 166

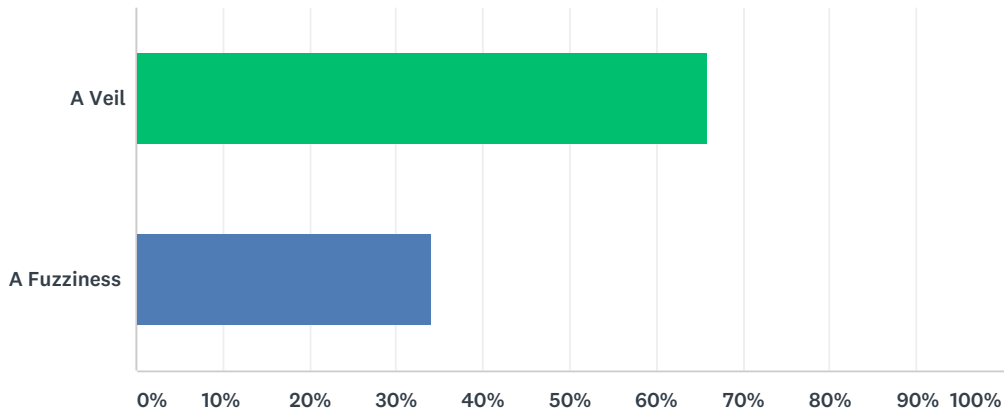


ANSWER CHOICES	RESPONSES
Lower (1)	11.39% 23
Higher (2)	6.93% 14
Same (3)	81.68% 165
<b>TOTAL</b>	<b>202</b>

BASIC STATISTICS				
Minimum	Maximum	Median	Mean	Standard Deviation
1.00	3.00	3.00	2.70	0.66

**Q6 The goal of this test is to determine how you perceive your visual snow. Do you perceive VS as a veil in front of the scene or as a fuzziness to individual objects in the scene?**

Answered: 199 Skipped: 169

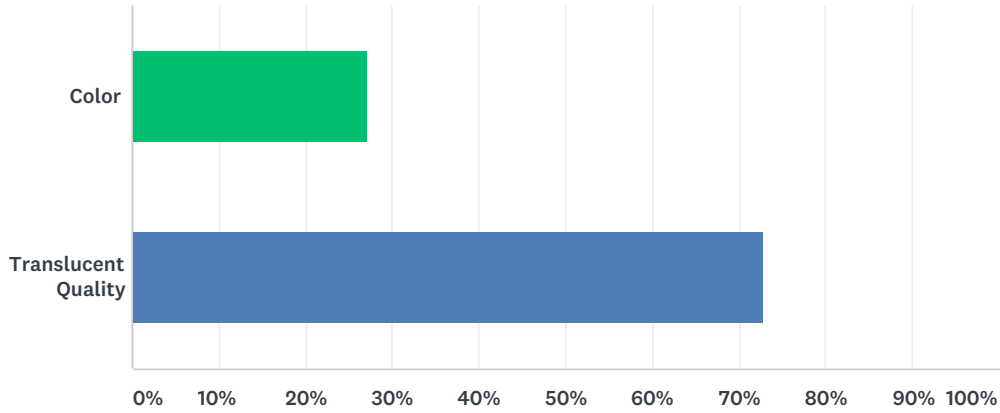


ANSWER CHOICES	RESPONSES
A Veil (1)	65.83% 131
A Fuzziness (2)	34.17% 68
TOTAL	199

BASIC STATISTICS				
Minimum	Maximum	Median	Mean	Standard Deviation
1.00	2.00	1.00	1.34	0.47

**Q7 The goal of this test is to determine if you perceive VS in color or black & white. Do you see color in the snow or just a translucent veil or fuzziness?**

Answered: 199 Skipped: 169



ANSWER CHOICES		RESPONSES	
Color (1)		27.14%	54
Translucent Quality (2)		72.86%	145
TOTAL			199

BASIC STATISTICS				
Minimum	Maximum	Median	Mean	Standard Deviation
1.00	2.00	2.00	1.73	0.44

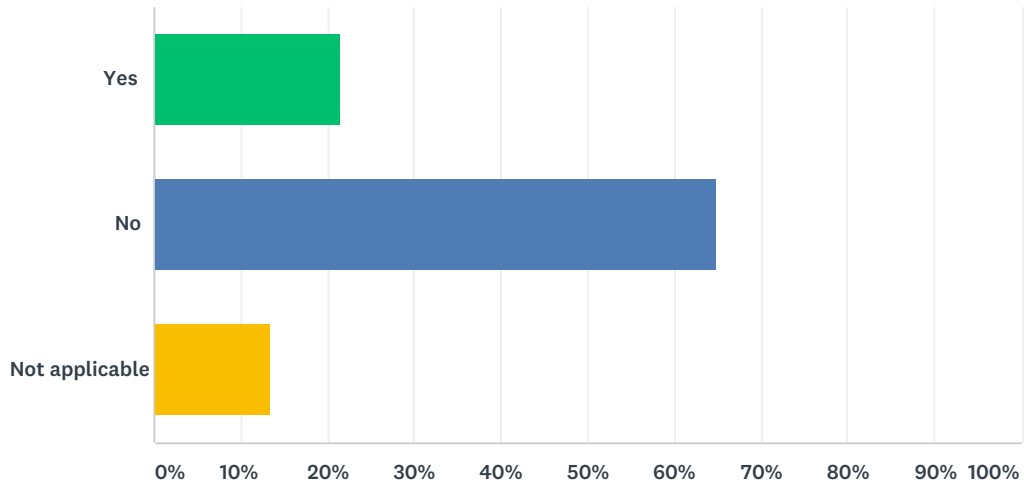
Q8 How old were you when you first recognized your VS? In years only

Answered: 199 Skipped: 169



## Q9 Did you use any prescription drugs during the month prior to the onset of your VS?

Answered: 194 Skipped: 174



ANSWER CHOICES	RESPONSES
Yes (1)	21.65% 42
No (2)	64.95% 126
Not applicable (3)	13.40% 26
<b>TOTAL</b>	<b>194</b>

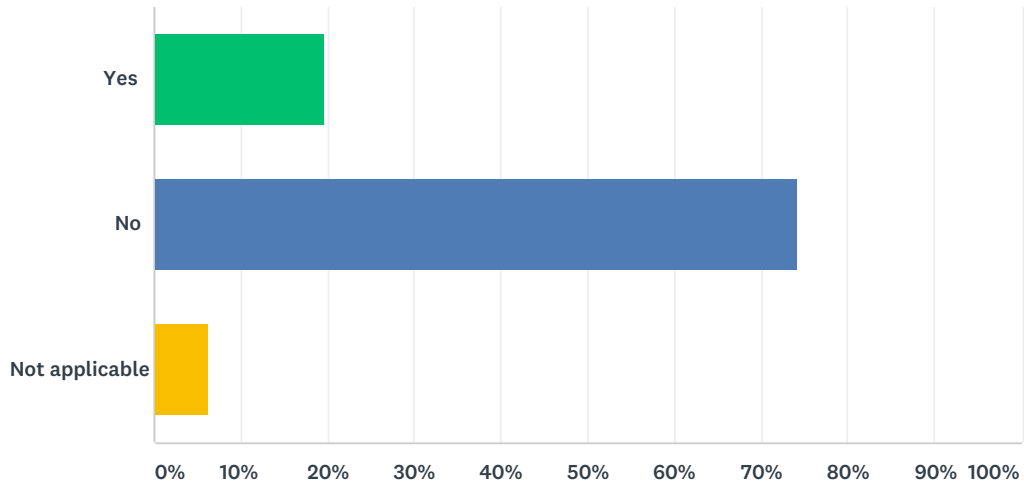
BASIC STATISTICS				
Minimum	Maximum	Median	Mean	Standard Deviation
1.00	3.00	2.00	1.92	0.59

**Q10 Provide the names of any prescribed drugs used prior to the start of your VS**

Answered: 96 Skipped: 272

## Q11 Did you use any recreational drugs during the month prior to the onset of your VS?

Answered: 194 Skipped: 174



ANSWER CHOICES	RESPONSES	
Yes (1)	19.59%	38
No (2)	74.23%	144
Not applicable (3)	6.19%	12
<b>TOTAL</b>		<b>194</b>

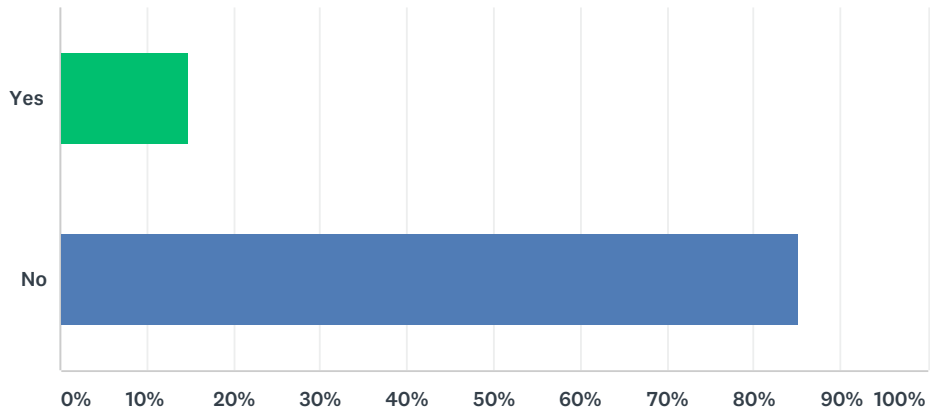
BASIC STATISTICS				
Minimum	Maximum	Median	Mean	Standard Deviation
1.00	3.00	2.00	1.87	0.49

**Q12 Provide the names of any recreational drugs used prior to the start of your VS**

Answered: 83 Skipped: 285

### Q13 Does your VS ever disappear for a few minutes to a few days?

Answered: 195 Skipped: 173

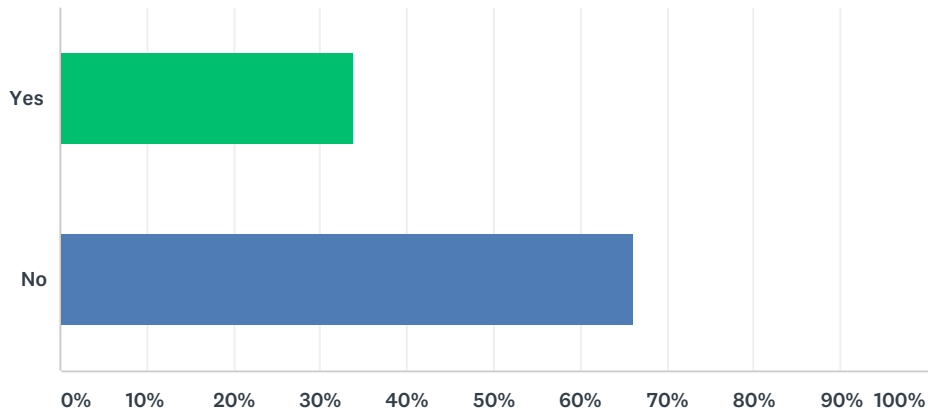


ANSWER CHOICES	RESPONSES	
Yes (1)	14.87%	29
No (2)	85.13%	166
<b>TOTAL</b>		<b>195</b>

BASIC STATISTICS				
Minimum	Maximum	Median	Mean	Standard Deviation
1.00	2.00	2.00	1.85	0.36

**Q14 The goal of this test is to determine if your VS can be overcome during periods of high concentration. Do you ever find your VS disappears when you are concentrating on a specific task?**

Answered: 195 Skipped: 173

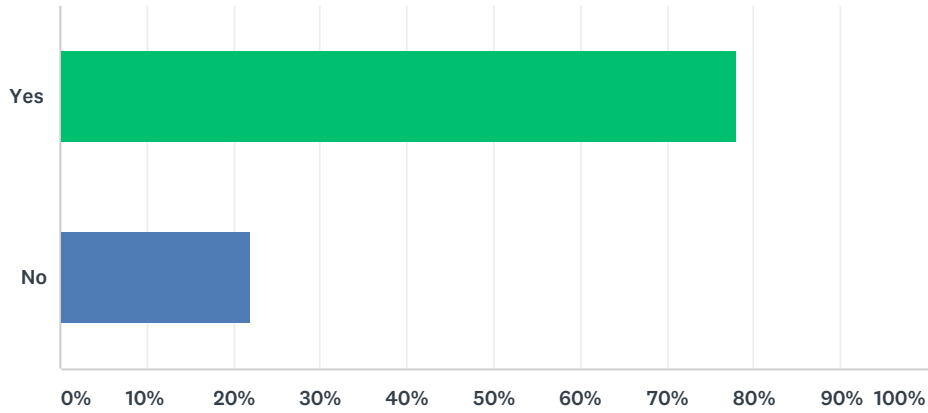


ANSWER CHOICES	RESPONSES	
Yes (1)	33.85%	66
No (2)	66.15%	129
TOTAL		195

BASIC STATISTICS				
Minimum	Maximum	Median	Mean	Standard Deviation
1.00	2.00	2.00	1.66	0.47

**Q15 The goal of this question is to determine if you also suffer from Tinnitus (a ringing or hissing in your ears). Do you suffer from Tinnitus as well as VS?**

Answered: 195 Skipped: 173

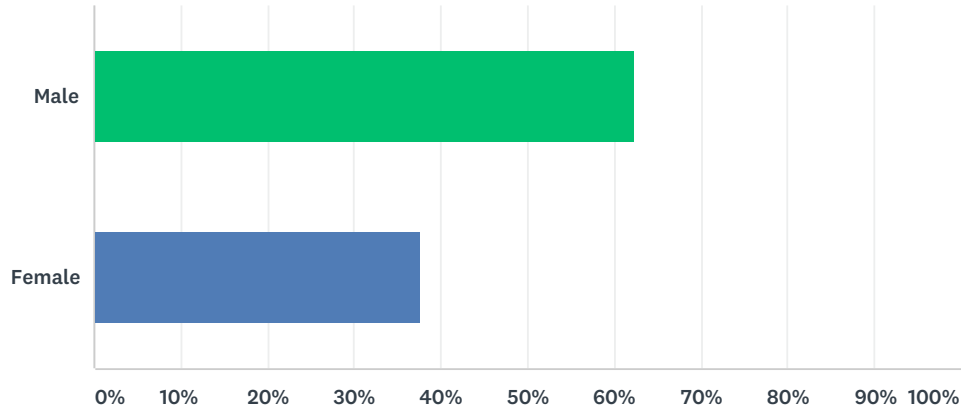


ANSWER CHOICES	RESPONSES	
Yes (1)	77.95%	152
No (2)	22.05%	43
TOTAL		195

BASIC STATISTICS				
Minimum	Maximum	Median	Mean	Standard Deviation
1.00	2.00	1.00	1.22	0.41

## Q16 What is your gender?

Answered: 178 Skipped: 190



ANSWER CHOICES	RESPONSES
Male (1)	62.36% 111
Female (2)	37.64% 67
TOTAL	178

BASIC STATISTICS				
Minimum	Maximum	Median	Mean	Standard Deviation
1.00	2.00	1.00	1.38	0.48

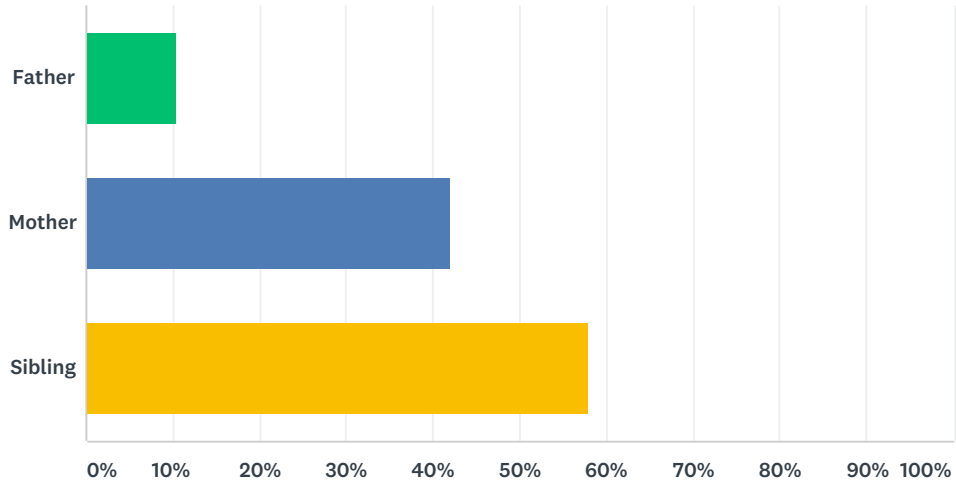


Q17 How old are you now? In years only.

Answered: 178 Skipped: 190

## Q18 Have either parent or a sibling reported visual snow

Answered: 19 Skipped: 349



ANSWER CHOICES	RESPONSES	
Father	10.53%	2
Mother	42.11%	8
Sibling	57.89%	11
Total Respondents: 19		

**Q19 Comments: Please include any comments you care to make in the box below. I will tailor the target chart further based on the comments I receive.**

Answered: 83 Skipped: 285

## Q20 Initials used as a statistical identifier (or Name):

Answered: 178 Skipped: 190

## Q21 Address (Include e-mail address if you want a referral or results of this study)

Answered: 148 Skipped: 220

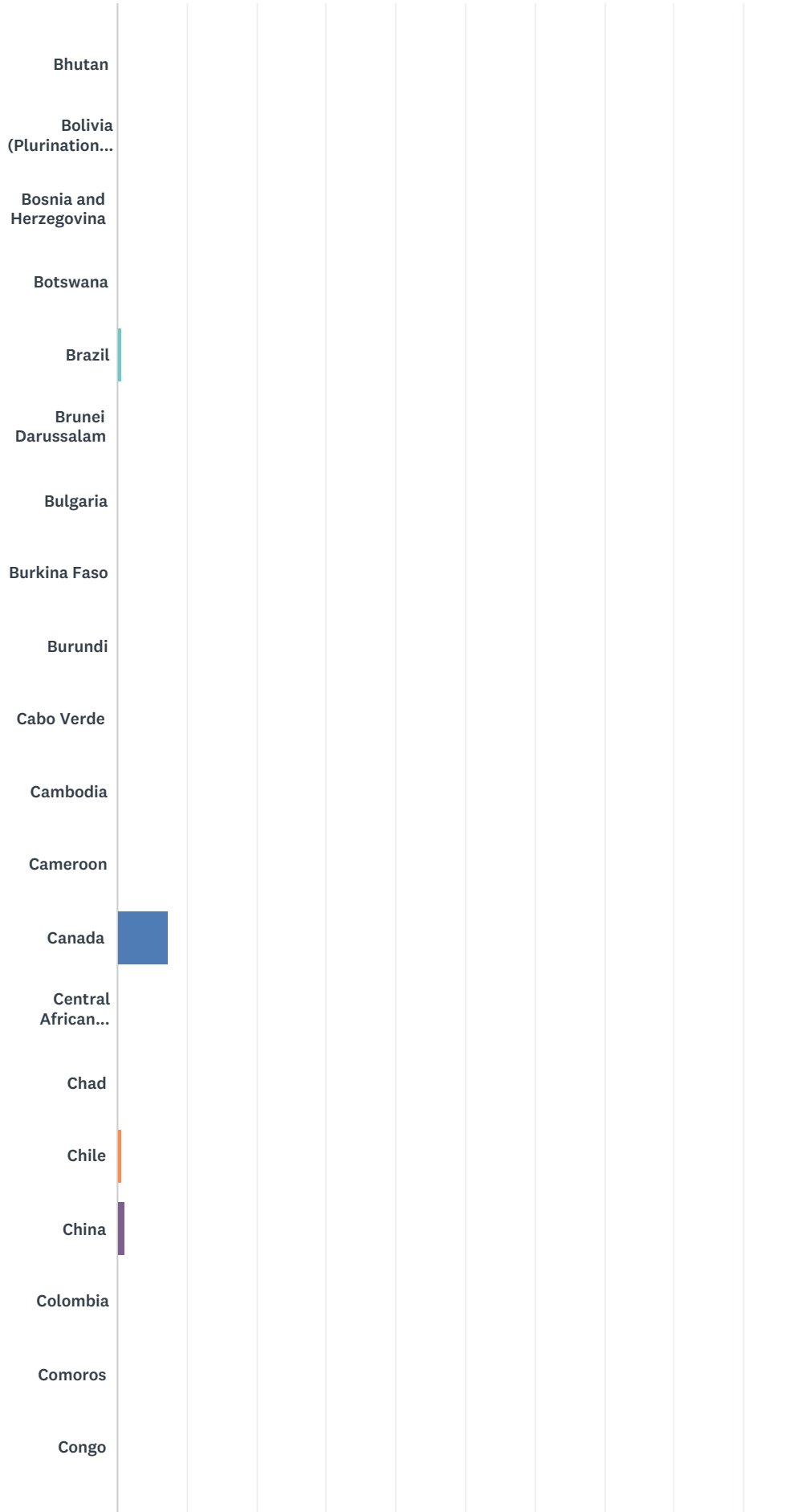
ANSWER CHOICES	RESPONSES	
Name	0.00%	0
Company	0.00%	0
Address	0.00%	0
Address 2	0.00%	0
City/Town	90.54%	134
State/Province	83.78%	124
ZIP/Postal Code	79.73%	118
Country	0.00%	0
Email Address	92.57%	137
Phone Number	0.00%	0

## Q22 In what country do you live?

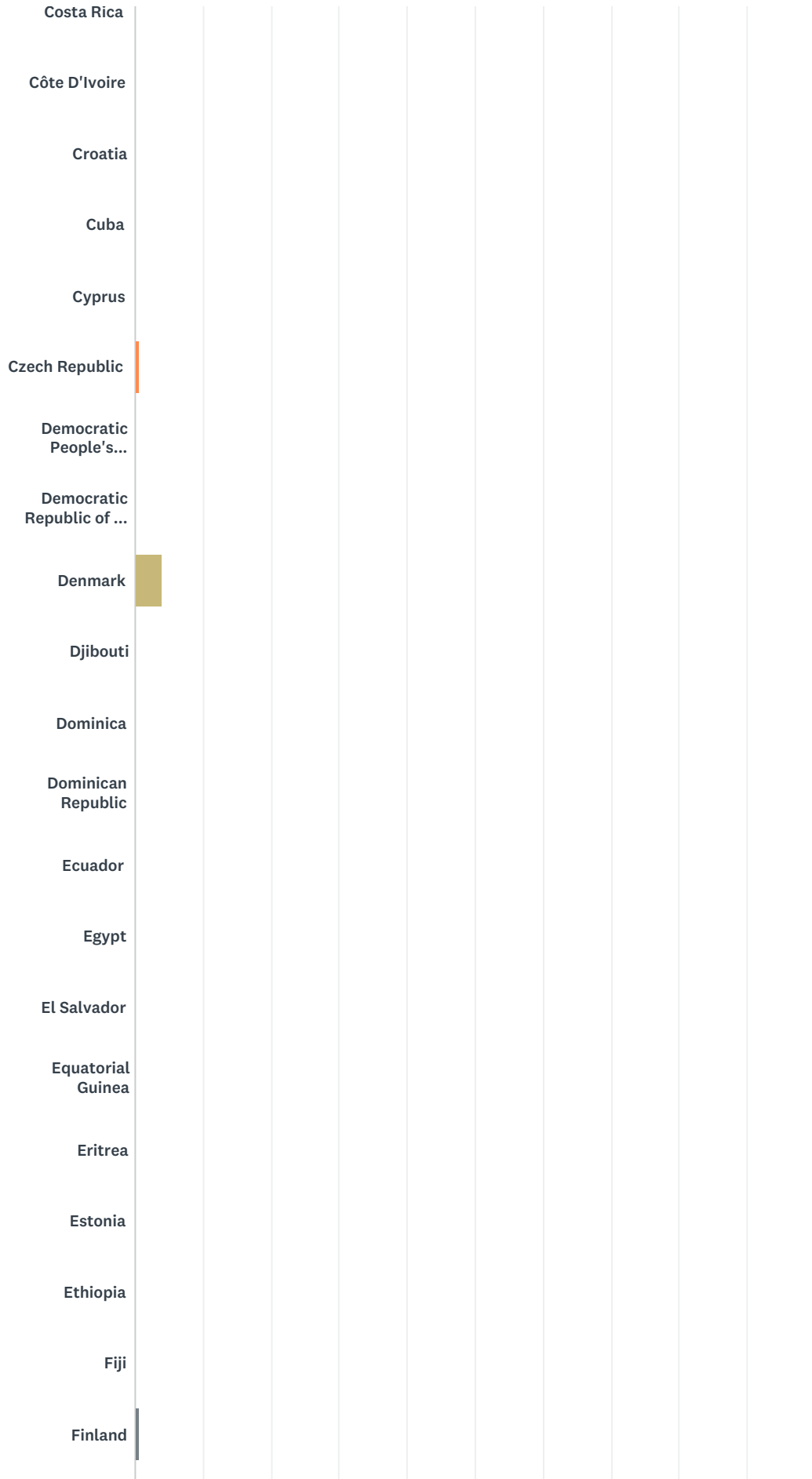
Answered: 178 Skipped: 190



# Visual Snow Survey 2018



# Visual Snow Survey 2018





# Visual Snow Survey 2018



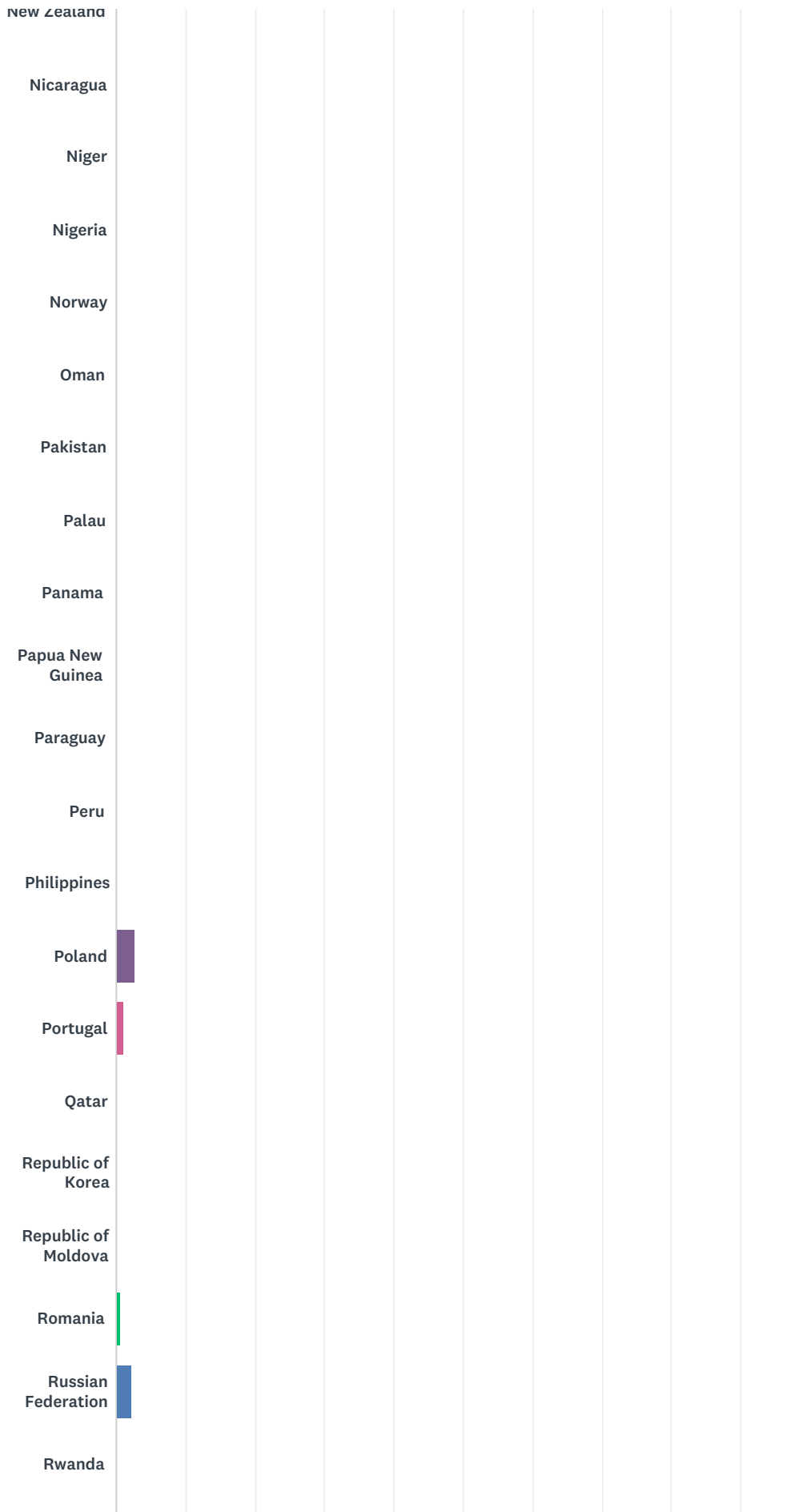
# Visual Snow Survey 2018



# Visual Snow Survey 2018



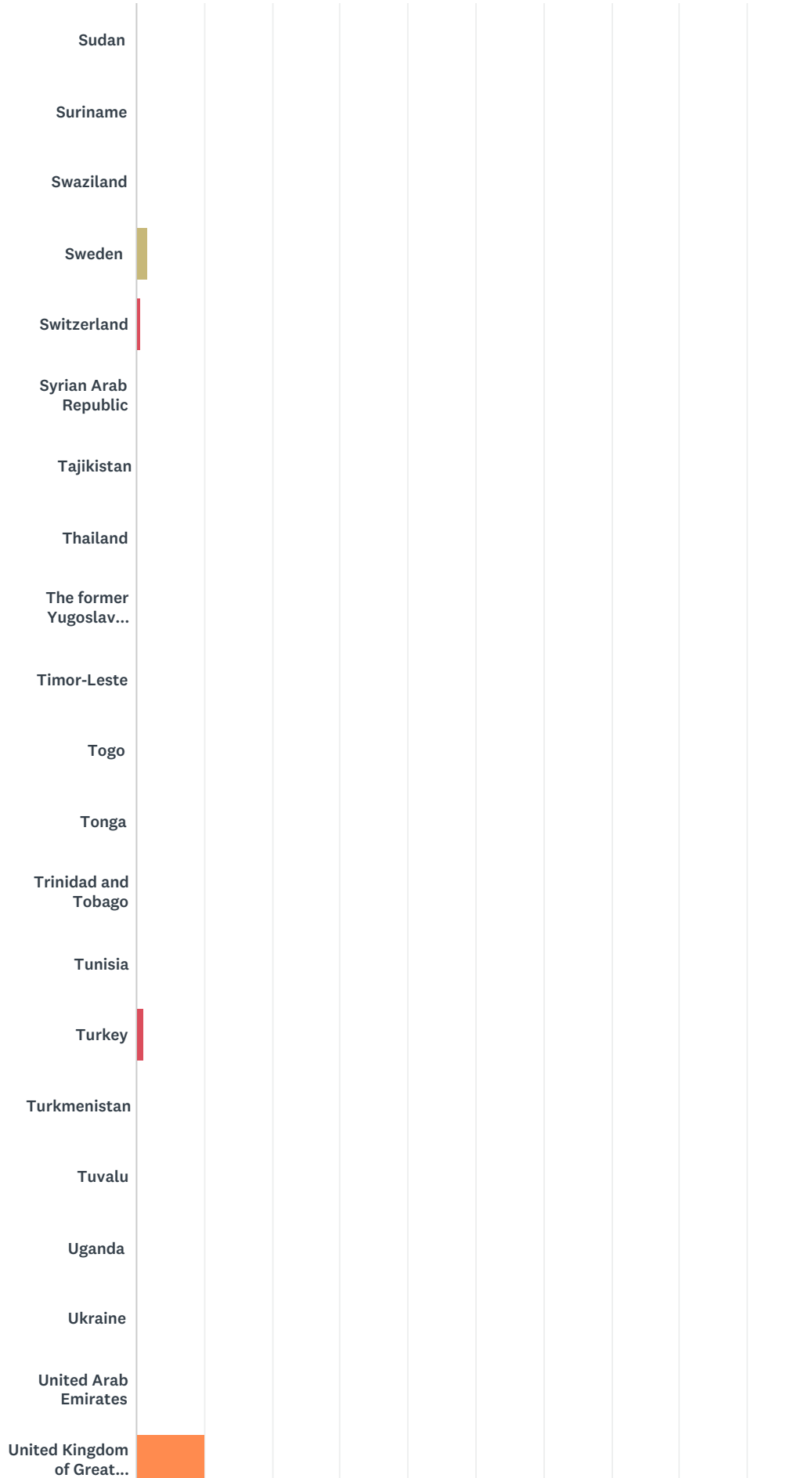
# Visual Snow Survey 2018



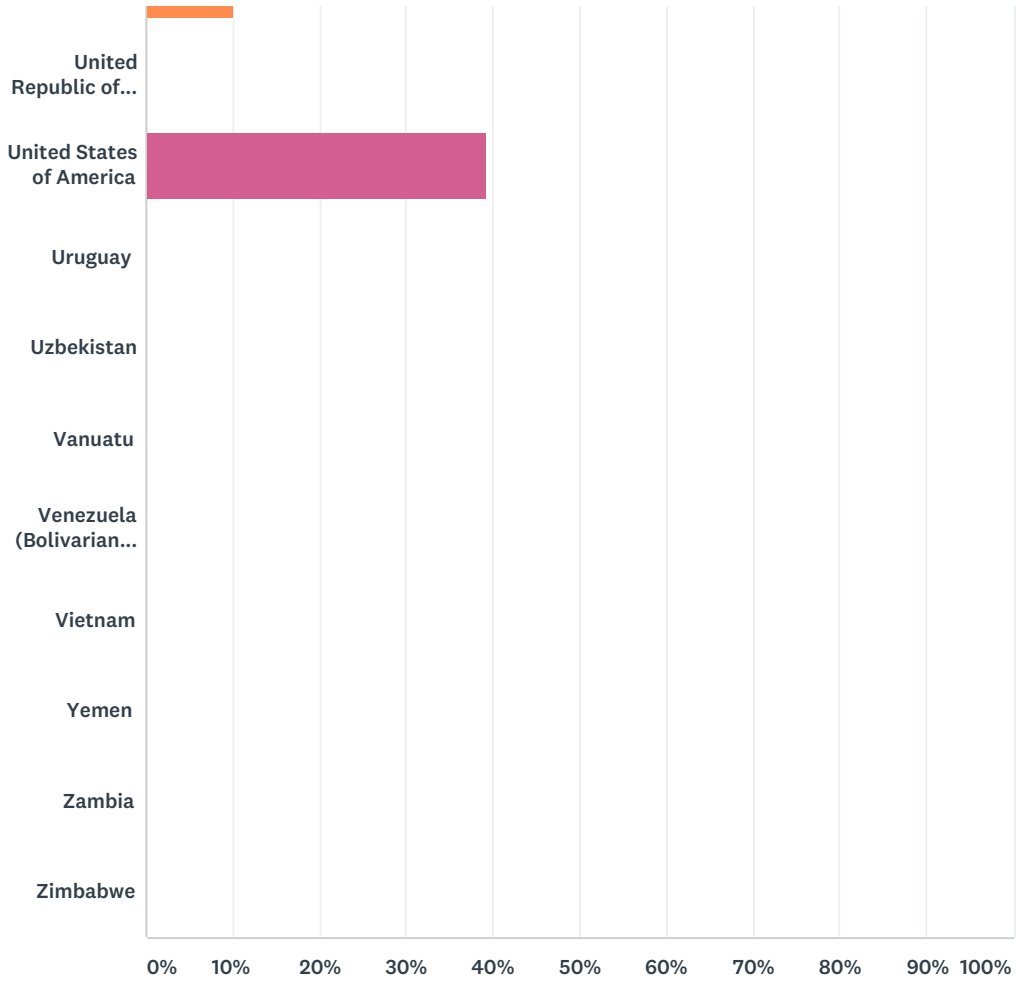
# Visual Snow Survey 2018



# Visual Snow Survey 2018



## Visual Snow Survey 2018



ANSWER CHOICES	RESPONSES	
Afghanistan (1)	0.00%	0
Albania (2)	0.00%	0
Algeria (3)	0.00%	0
Andorra (4)	0.00%	0
Angola (5)	0.00%	0
Antigua and Barbuda (6)	0.00%	0
Argentina (7)	0.00%	0
Armenia (8)	0.00%	0
Australia (9)	2.81%	5
Austria (10)	0.00%	0
Azerbaijan (11)	0.00%	0
Bahamas (12)	0.00%	0
Bahrain (13)	0.00%	0
Bangladesh (14)	0.00%	0
Barbados (15)	0.00%	0

## Visual Snow Survey 2018

Belarus (16)	0.00%	0
Belgium (17)	1.12%	2
Belize (18)	0.00%	0
Benin (19)	0.00%	0
Bhutan (20)	0.00%	0
Bolivia (Plurinational State of) (21)	0.00%	0
Bosnia and Herzegovina (22)	0.00%	0
Botswana (23)	0.00%	0
Brazil (24)	0.56%	1
Brunei Darussalam (25)	0.00%	0
Bulgaria (26)	0.00%	0
Burkina Faso (27)	0.00%	0
Burundi (28)	0.00%	0
Cabo Verde (29)	0.00%	0
Cambodia (30)	0.00%	0
Cameroon (31)	0.00%	0
Canada (32)	7.30%	13
Central African Republic (33)	0.00%	0
Chad (34)	0.00%	0
Chile (35)	0.56%	1
China (36)	1.12%	2
Colombia (37)	0.00%	0
Comoros (38)	0.00%	0
Congo (39)	0.00%	0
Costa Rica (40)	0.00%	0
Côte D'Ivoire (41)	0.00%	0
Croatia (42)	0.00%	0
Cuba (43)	0.00%	0
Cyprus (44)	0.00%	0
Czech Republic (45)	0.56%	1
Democratic People's Republic of Korea (46)	0.00%	0
Democratic Republic of the Congo (47)	0.00%	0
Denmark (48)	3.93%	7
Djibouti (49)	0.00%	0



## Visual Snow Survey 2018

Dominica (50)	0.00%	0
Dominican Republic (51)	0.00%	0
Ecuador (52)	0.00%	0
Egypt (53)	0.00%	0
El Salvador (54)	0.00%	0
Equatorial Guinea (55)	0.00%	0
Eritrea (56)	0.00%	0
Estonia (57)	0.00%	0
Ethiopia (58)	0.00%	0
Fiji (59)	0.00%	0
Finland (60)	0.56%	1
France (61)	0.00%	0
Gabon (62)	0.00%	0
Gambia (63)	0.00%	0
Georgia (64)	0.00%	0
Germany (65)	6.74%	12
Ghana (66)	0.00%	0
Greece (67)	0.56%	1
Grenada (68)	0.00%	0
Guatemala (69)	0.00%	0
Guinea (70)	0.00%	0
Guinea Bissau (71)	0.00%	0
Guyana (72)	0.00%	0
Haiti (73)	0.00%	0
Holy See (74)	0.00%	0
Honduras (75)	0.00%	0
Hungary (76)	0.00%	0
Iceland (77)	0.00%	0
India (78)	0.56%	1
Indonesia (79)	0.00%	0
Iran (Islamic Republic of) (80)	0.00%	0
Iraq (81)	0.00%	0
Ireland (82)	1.12%	2
Israel (83)	0.00%	0
Italy (84)	2.81%	5

## Visual Snow Survey 2018

Jamaica (85)	0.56%	1
Japan (86)	0.00%	0
Jordan (87)	0.00%	0
Kazakhstan (88)	0.00%	0
Kenya (89)	0.00%	0
Kiribati (90)	0.00%	0
Kuwait (91)	1.12%	2
Kyrgyzstan (92)	0.00%	0
Lao People's Democratic Republic (93)	0.00%	0
Latvia (94)	0.00%	0
Lebanon (95)	0.00%	0
Lesotho (96)	0.00%	0
Liberia (97)	0.00%	0
Libya (98)	0.00%	0
Liechtenstein (99)	0.00%	0
Lithuania (100)	0.56%	1
Luxembourg (101)	0.00%	0
Madagascar (102)	0.00%	0
Malawi (103)	0.00%	0
Malaysia (104)	0.00%	0
Maldives (105)	0.00%	0
Mali (106)	0.00%	0
Malta (107)	0.00%	0
Marshall Islands (108)	0.00%	0
Mauritania (109)	0.00%	0
Mauritius (110)	0.00%	0
Mexico (111)	0.56%	1
Micronesia (Federated States of) (112)	0.00%	0
Monaco (113)	0.00%	0
Mongolia (114)	0.00%	0
Montenegro (115)	0.00%	0
Morocco (116)	0.00%	0
Mozambique (117)	0.00%	0
Myanmar (118)	0.00%	0
Namibia (119)	0.00%	0

## Visual Snow Survey 2018

Nauru (120)	0.00%	0
Nepal (121)	0.00%	0
Netherlands (122)	5.62%	10
New Zealand (123)	0.00%	0
Nicaragua (124)	0.00%	0
Niger (125)	0.00%	0
Nigeria (126)	0.00%	0
Norway (127)	0.00%	0
Oman (128)	0.00%	0
Pakistan (129)	0.00%	0
Palau (130)	0.00%	0
Panama (131)	0.00%	0
Papua New Guinea (132)	0.00%	0
Paraguay (133)	0.00%	0
Peru (134)	0.00%	0
Philippines (135)	0.00%	0
Poland (136)	2.81%	5
Portugal (137)	1.12%	2
Qatar (138)	0.00%	0
Republic of Korea (139)	0.00%	0
Republic of Moldova (140)	0.00%	0
Romania (141)	0.56%	1
Russian Federation (142)	2.25%	4
Rwanda (143)	0.00%	0
Saint Kitts and Nevis (144)	0.00%	0
Saint Lucia (145)	0.00%	0
Saint Vincent and the Grenadines (146)	0.00%	0
Samoa (147)	0.00%	0
San Marino (148)	0.00%	0
Sao Tome and Principe (149)	0.00%	0
Saudi Arabia (150)	0.00%	0
Senegal (151)	0.00%	0
Serbia (152)	0.00%	0
Seychelles (153)	0.00%	0
Sierra Leone (154)	0.00%	0

## Visual Snow Survey 2018

Singapore (155)	0.00%	0
Slovakia (156)	0.00%	0
Slovenia (157)	0.56%	1
Solomon Islands (158)	0.00%	0
Somalia (159)	0.00%	0
South Africa (160)	0.00%	0
South Sudan (161)	0.00%	0
Spain (162)	1.12%	2
Sri Lanka (163)	0.00%	0
State of Palestine (164)	0.00%	0
Sudan (165)	0.00%	0
Suriname (166)	0.00%	0
Swaziland (167)	0.00%	0
Sweden (168)	1.69%	3
Switzerland (169)	0.56%	1
Syrian Arab Republic (170)	0.00%	0
Tajikistan (171)	0.00%	0
Thailand (172)	0.00%	0
The former Yugoslav Republic of Macedonia (173)	0.00%	0
Timor-Leste (174)	0.00%	0
Togo (175)	0.00%	0
Tonga (176)	0.00%	0
Trinidad and Tobago (177)	0.00%	0
Tunisia (178)	0.00%	0
Turkey (179)	1.12%	2
Turkmenistan (180)	0.00%	0
Tuvalu (181)	0.00%	0
Uganda (182)	0.00%	0
Ukraine (183)	0.00%	0
United Arab Emirates (184)	0.00%	0
United Kingdom of Great Britain and Northern Ireland (185)	10.11%	18
United Republic of Tanzania (186)	0.00%	0
United States of America (187)	39.33%	70
Uruguay (188)	0.00%	0

## Visual Snow Survey 2018

Uzbekistan (189)	0.00%	0
Vanuatu (190)	0.00%	0
Venezuela (Bolivarian Republic of) (191)	0.00%	0
Vietnam (192)	0.00%	0
Yemen (193)	0.00%	0
Zambia (194)	0.00%	0
Zimbabwe (195)	0.00%	0
<b>TOTAL</b>		<b>178</b>

### BASIC STATISTICS

Minimum 9.00	Maximum 187.00	Median 179.00	Mean 134.10	Standard Deviation 62.42
-----------------	-------------------	------------------	----------------	-----------------------------